

Production and Valorization of Maggot Meal: Sustainable Source of Proteins for Indigenous Chicks

Daniel Dzepe^{1*}, Paulin Nana², Timoléon Tchuinkam¹, Félix Meutchieye³, Michel D. Lontsi¹, Melanie Tchoumbou¹ and Janaina M. Kimpara⁴

¹Department of Animal Biology, Faculty of Sciences, Vector Borne Diseases Laboratory of the Applied Biology and Ecology Research Unit, University of Dschang, P. O. Box 067, Dschang, Cameroon.

²Faculty of Agronomy and Agricultural Sciences, School of Wood, Water and Natural Resources, University of Dschang, Ebolowa Campus, P. O. Box 786, Ebolowa, Cameroon.

³Department of Animal Production, Faculty of Agronomy and Agricultural Sciences, Research Unit of Biotechnology and Bio Informatic, University of Dschang, P. O. Box 188, Dschang, Cameroon.

⁴Brazilian Agricultural Research Corporation (EMBRAPA), Embrapa Meio-Norte, Parnaíba, PI, Brazil.

Authors' contributions

This work was carried out in collaboration among all authors. Authors PN, JMK and TT conceived and designed the study. Author DD performed the study, wrote the protocol, wrote the first draft of the manuscript and managed the literature searches. Authors MDL and MT performed the statistical analysis. Authors FM and PN managed the analyses of the study. All authors read and approved the final manuscript.

Article Information

Editor(s):

(1) Dr. Fabio da Costa Henry, Associate Professor, Technology of Animal Products, State University of Northern of Rio de Janeiro, UENF, Brasil.

Reviewers:

(1) Wafaa Abd El-Ghany Abd El-Ghany, Cairo University, Egypt.

(2) Nakkazi Christine, Bugema University, Uganda.

Complete Peer review History: <http://www.sdiarticle3.com/review-history/49056>

Original Research Article

Received 04 March 2019

Accepted 20 May 2019

Published 27 May 2019

ABSTRACT

Aims: The feed industry needs new sources of highly digestible protein to substitute other valuable limited protein sources of animal origin such as fishmeal in animal feed. The aim of this study was to exploit the potential of the housefly larvae (maggots) in production of a low-cost, high-quality protein source to supplement feeds for poultry farmers.

*Corresponding author: E-mail: d.dzepe@agribizcenter.org;

Methodology: A trial on production of maggot meal was conducted at the farm of the University of Dschang, using substrates such as: cow dung, chicken manure and pig manure. These substrates were supplemented with fish waste which was used as a seed. A completely randomized design with three treatments (substrates) and four replicates was used. After harvest, the maggots were dried and ground to get maggot meal which was used in the diets of 45 on-day-old, non-sexed indigenous chicks. For growth experiments, a random design of three treatments and three replicates was used. Fishmeal was partly and totally substituted by maggot meal in two experimental diets, which were used to feed two groups of 15 chicks. A third group of 15 chicks was fed with a control diet, without maggot meal. Each chick was considered as an experimental unit and was fed for a period of eight weeks.

Results: Maggots were harvested four days after oviposition regardless of the substrate. Supplement with fish waste, maggots production of differences substrates doesn't show significant difference ($P > 0.05$). The productivity of pig manure was slightly higher (260.32 ± 73.18 g), followed by chicken manure (254.12 ± 50.59 g) and cow dung (249.97 ± 72.44 g). The chicks subjected to the experimental diet in which the fishmeal has been totally substituted by maggot meal recorded significantly higher average weight gain (886.60 ± 158.50 g) as compared to those subjected to the partially substituted and control diets, which recorded 650.59 ± 103.50 g and 611.20 ± 136.90 g, respectively at the end of the experiment.

Conclusion: The results indicated that maggot meal can be used as an alternative to fishmeal in poultry feed.

Keywords: Farmer; poultry; fishmeal; housefly larvae; substrate.

1. INTRODUCTION

Intensification of agricultural production into a profitable and competitive livestock enterprise is one of the options to increase food production and reduce urban and rural poverty in Africa [1]. The poultry industry is one of the fastest growing agribusinesses in sub-Saharan Africa providing income and employment opportunities for the population [2]. In Cameroon for instance, the poultry sub-sector accounts for about 55% to the livestock sector and contributes 30% of the agricultural gross domestic product (GDP). Therefore, it is an important part of rural household livelihoods as a source of food, income, nutrition, insurance against emergencies and has the potential to reduce poverty. The annual global turnover and sale of commercial feed is estimated at US\$350 billion and FAO projects that production will have to increase by 70% to be able to feed the world in 2050, as meat and fish outputs are expected to double [3].

Ingredients for animal feed include soybeans, fish oil, and several grains, with fishmeal being the major protein source. However, a major constraint for further development of meat and fish production to feed the increasing world population is that, land availability for soybean cultivation is diminishing globally, while marine overexploitation has continued to reduce the abundance of small pelagic forage fish from which fishmeal and fish oil are derived [4]. The

growing scarcity of resources to produce these increasingly demanded ingredients has doubled their prices during the last five years, while the feed cost representing 60-70% of meat production costs is already prohibitive and cannot be afforded by resource-poor farmers. It will therefore not be a sustainable option to continue to rely on fishmeal and soybean as protein source in feed production [3]. This situation is also threatening the survival of producers in Cameroon, hence the need for both viable and sustainable alternatives. The industry is searching for alternative protein sources for growing sectors of poultry [1].

Insects such as Black Soldier Fly (BSF) and House Fly (HF) plays a significant role in recycling many forms of waste and other accumulated nutrients in the environment [5,6]. The residual organic matter which has not been assimilated is also decomposed and used easily by plants and other organisms. Insects are potentially, more active agents for biodegradation compared with other invertebrates because their growth periods are relatively short. Larvae of dipterans flies are especially interesting as they can develop in a wide diversity of media, have a high reproductive capacity and a relatively short life cycle. Fly larvae is a very good source of protein (CP, 45-73%) and the essential amino acids and fatty acids [7,8,9]. Its utilization as substitute of soybean and fishmeal in chick's [10,11] and pig diets [12] has been tested with

outstanding success. Several studies have shown that improving the diet of local chicks with conventional balanced feeds significantly increases their productivity [13]. The aim of this study was therefore to recycle waste from the farm of research and application of the University into maggot meal and evaluate the effects of their supplementation in the local chicks' diets.

2. MATERIALS AND METHODS

2.1 Study Area

The present study was conducted at the farm of research and application of the University of Dschang. The farm is in the western region of Cameroon between 5°25'–5°30' North Latitude and 10°–10°5' East Longitude and at an average Altitude of 1410 m, with an equatorial climate. The data of the meteorological station of Dschang from 2001 to 2009 shows that there are two seasons: A long rainy season from March to October and a short dry season from November to February. The rainfall varies between 1500-2000 mm per year. The average annual temperature is around 21°C with average annual sunstroke of 1800 hours and a relative humidity varying between 40-97%. The air is perpetually fresh and tends to saturation early in the morning, hence the regular presence of fog or mist in the atmosphere before sunrise.

2.2 Production of Maggot Meal and Determination of Fly Species

Maggot production was carried out in plastic containers (Ø11.30 cm × 5.53 cm), using animals manures supplemented with fish waste. Each container was respectively half full of 1000 g of fresh cow dung, chicken manure and pig manure collected the same morning from their respective rearing units at the farm and, supplemented with 500 g of fish waste obtained from the University restaurant. All the substrates were simultaneously exposed to the flies for 24 hours for natural oviposition. After this, the containers were covered with a plastic mesh to enhance the substrates temperature and avoid further oviposition to ensure maggots of similar ages. The substrates were watered once or twice per day depending on the daily temperature. Larvae were harvested before pupation at the third instar approximately 4 days of growth [14] and introduced into the hot water to kill before dried for 24 hours in a drying device which included two incandescent bulbs of 100 watts mounted in a crate. Dry maggots were ground by hand

milling to get maggot meal that could be incorporated into the chicks' diets. After harvest, the maggots were weighed according to the substrate used to feed them using an electronic health monitor scale (precision ± 0.1 g), before and after drying. During production, the daily temperature of different substrates was monitored twice per day (morning and evening), using a probe thermometer.

Fly species involved in the seeding of different substrates were collected using a sweep net and preserved in 90% ethanol. They were subsequently identified using a binocular loupe and identification keys [15,16,17], based on morphological characters.

2.3 Maggot Meal in Indigenous Chicks' Diet

The evaluation of the nutritional value of maggot meal in chicks' diet was conducted over a period of eight weeks with 45 on-day-old, non-sexed indigenous chicks. The experimental room was about 14 m² with a floor covered with a deep litter of wood shaving and was disinfected using the conventional protocol in poultry farms in Cameroon. Water and feed were offered *ad libitum* and the prophylaxis plan was applied to the chicks properly. A completely randomized design was used to allocate the chicks to three treatments. The first batch received a standard control diet D₀; the second an experimental diet D₁ where the fishmeal was substituted at 50% by the maggot meal and finally the third an experimental diet D₂ where the fishmeal was 100% substituted by the maggot meal (Table 1). The adaptation period lasted for one week, during which chicks received the control pelleted diet. Initial weight of the chicks was taken together at the beginning. They were then individually weighed weekly from the second week till the end of the experiment. The feed consumptions and the left were weekly monitored. The parameters evaluated were the diets digestibility and growth performances of chicks such as feed intake, weight gain, mortality rate and feed conversion rate.

2.4 Statistical Analysis

Data collected were analyzed using IBM SPSS Statistics version 22.0. They were submitted to the parametric test of ANOVA (analysis of variance) with 95% confidence interval to determine the significance of the treatments (*P* = 0.05). When a significant difference was found, Tukey post-hoc test was performed.

3. RESULTS

3.1 Production of Different Substrates and Identification of Fly Species

Under test conditions, maggots were harvested day 4 after oviposition regardless of the substrate (Table 2). Supplement with fish waste, maggot's production of differences substrates doesn't show significant difference (DF = 2; F = 0.02; $P = 0.97$).

Daily temperature variation of different substrates did not show significant difference (DF = 2; F = 3.62; $P = 0.07$). However, chicken manure revealed a slightly higher temperature change, followed by cow dung and pig manure (Fig. 1).

Flies involved in the seeding of different substrates belonged to two different families (Calliphoridae and Muscidae). The Calliphoridae were represents by the genus *Lucilia* and *Chrysomyia*, while the Muscidae were represents by the genus *Musca*. The genus *Lucilia* was the most abundant (47%), followed by the genus *Musca* (38%) and the genus *Chrysomyia* (15%).

3.2 Performance of Maggot Meal in the Indigenous Chicks Feeding

The average feed intake (per chick / week) increased significantly with diet from the second week till the end of the experiment (DF = 2, F = 3.30, $P = 0.00$). During the first week, it was about 57.70 g / chick / week and increased gradually to reach 312.10 g, 306.30 g and 302.40 g respectively in the chicks fed with D₀, D₁ and D₂ diets at the end of the starting period. During growth period, feed intake also increased from 382.30 g to 703.30 g in chicks fed with D₀ diet, from 381.70 g to 738.60 g in the chicks fed with D₁ diet and finally from 393.20 g to 752.20 g in the chicks fed with D₂ diet (Fig. 2).

The weight change of chicks subjected to different diets did not show significant difference during the first two weeks. However, from the third week till the end of the experiments, the weights of the chicks fed with D₂ diet significantly increased when compared to other treatments. Fig. 3 shows that, during the starting period the chicks subjected to D₂ diet had record a significant high average weight gain x

Table 1. Centesimal composition of the chicks diets during the starting and growth period

Ingredients	Starting period			Growth period		
	D ₀	D ₁	D ₂	D ₀	D ₁	D ₂
Cornmeal	53	53	53	58	58	58
Durum bran	8	8	8	8	8	8
Palm kernel cake	4	4	4	4	4	4
Peanut cake	10	10	10	5	5	5
Cotton cake	6	6	6	6.5	6.5	6.5
Soybean meal	10	10	10	10	10	10
Fishmeal	5	2.5	-	4.9	2.45	-
Maggot meal	-	2.5	5	-	2.45	4.9
Calcined bone	1.5	1.5	1.5	1.5	1.5	1.5
CMAV (2%)	2.5	2.5	2.5	2	2	2
Cooking salt	-	-	-	0.1	0.1	0.1

Table 2. Maggot's production of different substrates after four days of incubation

Substrate	Substrate quantities (g)	Incubation periods (days)	Wet weight (g)	Dry weight (g)
Pig manure + Fish waste	1500	4	260.32±73.18	62.02±29.63
Chicken manure + Fish waste	1500	4	254.12±50.59	50.30±25.05
Cow dung + Fish waste	1500	4	249.97±72.44	46.67±28.87

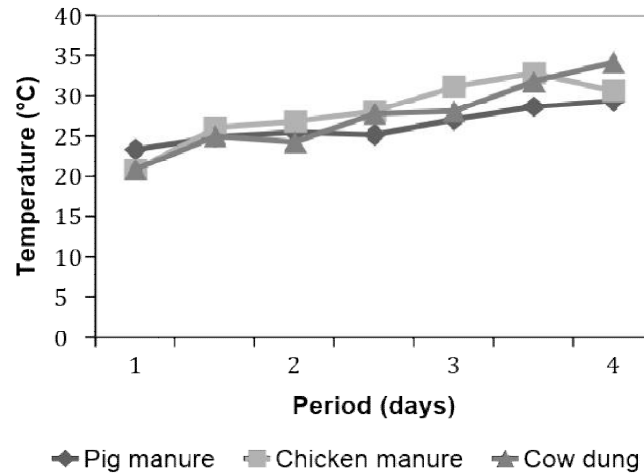


Fig. 1. Daily temperature variation of different substrates during the incubation period

to the control diet D_0 (170.80 ± 64.1 g), and chicks subjected to D_1 diet (159.80 ± 41.80 g). During growth period, the average weight gain of the chicks doubled regardless of the diet. At the end of the test, the chicks on the D_2 diet still recorded a significantly greater weight gain (625.80 ± 114.60 g), followed by chicks on the D_1 diet (450.80 ± 71.23 g), and chicks on the D_0 diet (349.20 ± 100.38 g) (Table 3). The weight gain was calculated by making the difference between two consecutive weekly weight changes.

The feed conversion rate of chicks was determined by dividing the average weight of

feed intake by the average weight gain of chicks at the end of each week. During starting period, it showed significant difference only in the second week, however during growth period it showed significant differences in the fifth, sixth and eighth weeks (Table 4). Generally, the chicks subjected to the experimental diet D_2 recorded the lowest feed conversion rate, followed by the chicks subjected to experimental diet D_1 and finally the chicks subjected to control diet D_0 .

Throughout the study, no mortality or signs of toxicity were recorded during both starting and growth period.

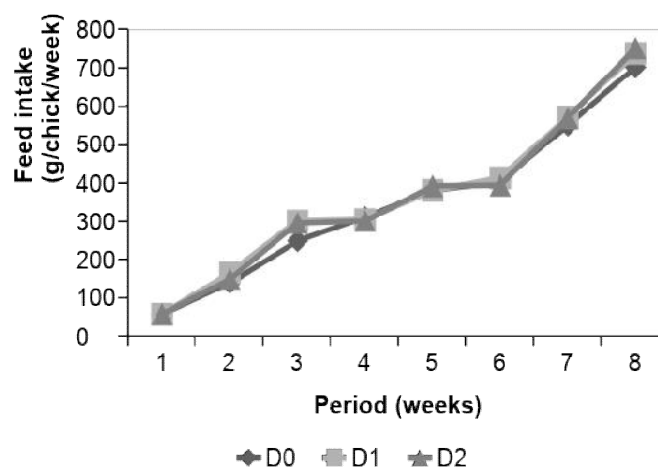


Fig. 2. Average feed intake of chicks subjected to different diets during starting and growth periods

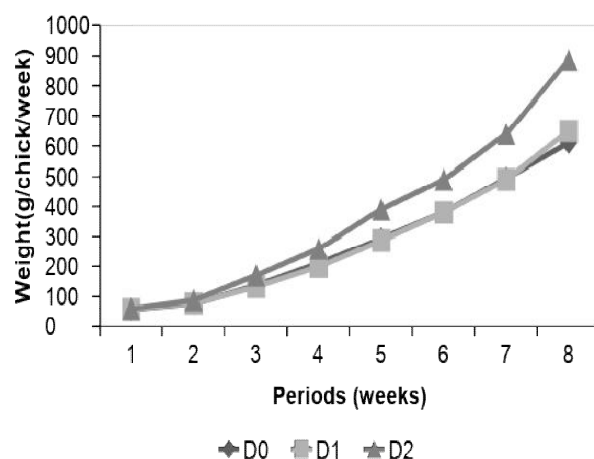


Fig. 3. Weight changes of chicks subjected to different diets during starting and growth period

Table 3. Average weekly weight gain of chicks subjected to different treatments during starting and growth periods (g / chick / week)

		Starting period (weeks)			
		1	2	3	4
Starting diets	D ₀	16.9±09.6	19.1±16.9	61.0±32.6 ^{ab}	73.7±24.5 ^{ab}
	D ₁	17.9±09.7	19.1±10.0	55.7±17.8 ^b	67.1±20.7 ^b
	D ₂	19.8±07.9	28.6±12.6	82.3±25.1 ^a	90.1±26.7 ^a
		Growth period (weeks)			
		5	6	7	8
Growth diets	D ₀	83.7±38.6 ^b	86.6±38.6	114.8±43.2 ^b	115.3±40.2 ^c
	D ₁	87.9±87.9 ^b	93.2±23.9	110.0±38.4 ^b	159.6±26.7 ^b
	D ₂	130.5±38.1 ^a	99.9±47.6	149.2±43.9 ^a	246.3±20.6 ^a

Values within columns marked with same letters are not significantly different ($p < 0.05$)

Table 4. Feed conversion rate of chicks subjected to different diets during starting and growth periods

		Starting period (weeks)			
		1	2	3	4
Starting diets	D ₀	1.1±0.1	1.9±0.4 ^{ab}	2.0±0.7	1.6±0.6
	D ₁	1.0±0.2	2.3±0.5 ^a	2.4±0.5	1.6±0.4
	D ₂	1.0±0.2	1.8±0.4 ^b	1.8±0.6	1.2±0.4
		Growth period (weeks)			
		5	6	7	8
Growth diets	D ₀	1.4±0.5 ^a	1.2±0.5 ^a	1.3±0.5	1.2±0.3 ^a
	D ₁	1.4±0.3 ^{ab}	1.1±0.3 ^{ab}	1.2±0.3	1.2±0.2 ^a
	D ₂	1.1±0.3 ^b	0.9±0.3 ^b	0.9±0.3	0.9±0.2 ^b

Values within columns marked with same letters are not significantly different ($p < 0.05$)

4. DISCUSSION

Maggots were harvested four days after oviposition regardless of the substrate. This result confirms the observations of Mensah et al. [18] who reports that maggots can be produced in various types of locally available substrates.

Although not significantly different, production was slightly higher with pig manure, followed by chicken manure and cow dung. This is because pig and chicken manures are less rich in fiber and therefore provide a better diet for maggots. In addition, mixed with the fish waste these substrates produce a fouler odour which attracts

many flies that come to feed and lay there. This result is similar to those of Ekoue and Hadzi [19] and Bouafou et al. [20] which show that the type of substrate is an important factor influencing the yield production of maggots.

The temperatures recorded in the different substrates are almost identical. They are between 20-25°C at the beginning of the experiment, and then progressively change depending on the day temperature and the fermentation rate of the substrates to reach 30-35°C on the fourth day of incubation. This variation has led to a significant production of maggots. This result corroborates that of Keiding [21], which shows that the development time of maggots depends on their medium temperature. The works of Axtell [22] and Loa [23] also show that the variation of the medium temperature is inversely proportional to the development time of housefly larvae.

The feed intake of chicks subjected to experimental diets D₁ and D₂ were slightly higher than that of chicks subjected to control diet D₀. This result can be explained by the fact that, Maggot meal enhances the food appetizing that favors its ingestion by the chicks. This result is consistent with the work of Loa [23] which shows that maggots are a preferred food for poultry. In addition, it opposes that of Agodokpessi et al. [11] which revealed that the incorporation of maggot meal at 10% as a substitute for fishmeal in a diet limits dietary intake in turkey poult. They justify their observation by the fact that the energy richness of the diets favoured by a particularly high rate of fat from the maggot meal decreases the ingestion of food.

The low average weekly weight gain of chicks in this study is due to the fact that, the growth rate of local breeds is particularly slow. These weight gains remained almost identical during the first two weeks, but increases considerably from the third week until the end of the experiment regardless of the diet. For this purpose, the total substitution of fishmeal by maggot meal in the diet D₂ has significantly increased the weight gain of the chicks compared to the other two diets D₀ and D₁. This result can be explained by the fact that, maggot meal is an alternative source of protein that can be used to substitute other valuable limited protein sources of animal origin in poultry feed. This is in accordance with the work of Bouafou et al. [24,25] which show that maggot meal is an abundant source of

animal protein comparable to fishmeal commonly used in animal feed.

Generally, the chicks subjected to the experimental diet D₂ recorded the lowest feed conversion rate, followed by the chicks subjected to experimental diet D₁ and finally the chicks subjected to control diet D₀. This result is consistent with the work of Picard et al. [26] which shows that a higher energy concentration in a diet lowers the feed conversion rate of chicken in all climates.

5. CONCLUSION

Supplemented with fish waste, pig manure had a slightly higher productivity in maggots, followed by chicken manure and cow dung. In all substrates, maggots reached maturity after four days and could be harvested and dried for 24 hours at 40°C and milled to get maggot meal which could be incorporated in the chicks' diets. Their valorization as a source of proteins in the local chicks' diet was of zootechnical benefit. A total substitution of the fishmeal by this protein source in the experimental diet D₂ had significantly increased the chicks' weight and improved their feed conversion rate. A partial substitution in the experimental diet D₁ was certainly helpful but not enough to induce a significant change. Maggot meal could replace that of fish in the poultry diet. It's however necessary that more diversified studies be done to valorise this new protein source.

COMPETING INTERESTS

Authors have declared that no competing interests exist.

ACKNOWLEDGEMENTS

This work was supported by funds from Africa-Brazil Agricultural Innovation Marketplace, project ID 2341 "Insect for Food and Feed".

REFERENCES

1. FAO. The state of food and agriculture 2012. Investing in agriculture for a better future. Food and Agriculture Organization of the United Nations Rome; 2012.
2. Pomalégni SCB, Gbemavo DSJC, Kpadé CP, Babatoundé S, Chrysostome CAAM, Koudandé OD, et al. Perceptions and factors determining the use of maggots in

- the diet of local chickens (*Gallus gallus*) in Benin. J. Appl. Biosci. 2016;98:9330-9343. French.
Available:<http://dx.doi.org/10.4314/jab.v98i1.9>
3. Van Huis A. Potential of insects as food and feed in assuring food security. Annu. Rev. Entomol. 2013;58:563–583.
Available:www.annualreviews.org
4. Tacon AGJ, Metian M. Global overview on the use of fish meal and fish oil in industrially compounded aquafeeds: Trends and future prospects. Aquaculture. 2008;285:146–158.
5. Parthasarathi K, Ranganathan LS, Anandi V, Zeyer J. Diversity of microflora in the gut and casts of tropical composting earthworms reared on different substrates. Journal of Environmental Biology. 2007;28(1):87-97.
Available:<http://www.jeb.co.in>
6. Nana P, Kimpara JM, Tiambok C, Tiogue TC, Youmbi J, Choundong B, Fonkou T. Black soldier flies (*Hermetia illucens* Linnaeus) as recyclers of organic waste and possible livestock feed. Int. J. Biol. Chem. Sci. 2018;12(5):2004–2015.
Available:<http://www.ifgdg.org>
7. Akpodiete OJ, Ologhobo AD, Oluyemi JA. Production and nutritive value of housefly maggot meal on three substrates of poultry faeces. J. Appl. Anim. Res. 1997;12(1):10-106.
8. Pomalégny SCB, Gbemavo DSJC, Babatoundé S, Chrysostome CAAM, Koudandé OD, GlèlèKakaï RL, Mensah GA. Review on insects and other edible invertebrates used in the diet of farmed monogastric animals. Bulletin of Agronomic Research of Benin (BRAB). 2016;80:1840-7099. French.
Available:<http://www.slire.net>
9. Tendonkeng F, Miégoué E, Lemoufouet J, Mouchili M, Matimuini NF, Mboko AV, et al. Production and chemical composition of maggots from different type of substrates. Livestock Research for Rural Development. 2017; 29(4):1 – 9.
10. Ouedraogo B, Gnanda IB, Sanfo R, SJ Zoundi, Bayala B. Comparative study of the performance achieved with the incorporation of poultry co-product meal and maggot meal into broiler chicken rations in Burkina Faso. Rev. Ivoir. Sci. Technol. 2015;25:148-161. French.
Available:<http://www.revist.ci>
11. Agodokpessi BJ, Toukourou Y, Alkoiret IT, Senou M. Zootechnical performances of poult fed on maggot meal. Tropicultura. 2016;34(3):253-261. French.
12. Viroje W, Malin S. Effects of fly larval meal grown on pig manure as a source of protein in early weaned pig diets. Thurakit Ahan Sat. 1989;6(21):25–31.
13. Ayssiwede SB, Dieng A, Bello H, Chrysostome CAAM, Hane MB, Mankor A, et al. Effects of *Moringa oleifera* (Lam.) leaves meal incorporation in diets on growth performances, carcass characteristics and economics results of growing indigenous Senegal chickens. Pak. J. Nutr. 2011;10(12):1132–1145.
Available:<http://hdl.handle.net/2268/137023>
14. Hussein M, Pillai VV, Goddard JM, Park HG, Kothapalli KS, Ross DA, Ketterings QM, Brenna JT, Milstein MB, Marquis H, Johnson PA, Nyrop JP, Selvaraj V. Sustainable production of housefly (*Musca domestica*) larvae as a protein-rich feed ingredient by utilizing cattle manure. Plos One. 2017;12(2):0171708.
15. Zumbado A. Diptera of Costa Rica and the new World tropics. Instituto nacional de biodiversidad. Santo Domingo de Heredia, Costa Rica; 2006.
16. Buck M, Woodley NE, Borkent A, Wood DM, Pape T, Vockeroth JR, et al. Key to Diptera families - adults. Research Press. 2009;6:95–144.
17. Williams KA, Villet MH. Morphological identification of *Lucilia sericata*, *Lucilia cuprina* and their hybrids (Diptera, Calliphoridae). Zoo Keys. 2014;420:69–85.
Doi: 10.3897/zookeys.420.7645
18. Mensah GA, Pomalegni SCB, Koudjou AL, JCG Cakpovi, Adjahoutonon KYKB, Agoundo A. Fly maggot meal, a well-valued source of protein in the barbarism ducks diet. Communication at the 1st symposium of the UAC of sciences and cultures in Abomey-Calavi (Benin) from 24 to 29/06/2007. French.
19. Ekoue SE, Hadzi YA. Production of maggots as a source of protein for young poultry in Togo. Preliminary observations. Tropicultura. 2000;18(4):212-214. French.
20. Bouafou KGM, Kouame KG, Amoikon EK, Offoumou AM. Potentials for the production of maggots on by-products in Côte d'Ivoire. Tropicultura. 2006;24(3):157-161. French.

21. Keiding. House fly, training and information guide, anti-vector series. Ed. O. M. S; 1986. French.
22. Axtell R. Fly control in confined livestock and poultry production. University Caroline du Nord, Etats-Unis; 1986.
23. Loa C. Production and sustainable utilization of maggots. Tropicultura. 2000; 18(4):215-219. French.
24. Bouafou KGM, Kouame KG, Offoumou AM. Nitrogen balance of dried maggot meal in growing rats. Tropicultura. 2007;25(2):70-74. French.
25. Bouafou KGM, Zannou-Tchoko V, Konan BA, Kouame KG. Study of the nutritional value of dried maggot meal in growing rats. Rev. Isee. Sci. Technol. 2008;12:215-225. French.
26. Picard M, Savior B, Fenardji F, Angulo I, Mongin P. Potential technical and economic adjustments of poultry feed in hot countries. INRA Prod. Anim.1993;6(2):87-103. French. Available:<https://hal.archives-ouvertes.fr/hal-0089604>

© 2019 Dzepe et al.; This is an Open Access article distributed under the terms of the Creative Commons Attribution License (<http://creativecommons.org/licenses/by/4.0>), which permits unrestricted use, distribution, and reproduction in any medium, provided the original work is properly cited.

Peer-review history:
The peer review history for this paper can be accessed here:
<http://www.sdiarticle3.com/review-history/49056>